

Reviewing innovation and clusters: Changing concepts, new challenges and EU policy responses



European Commission
Enterprise and Industry



Creativity
and Innovation
European Year 2009

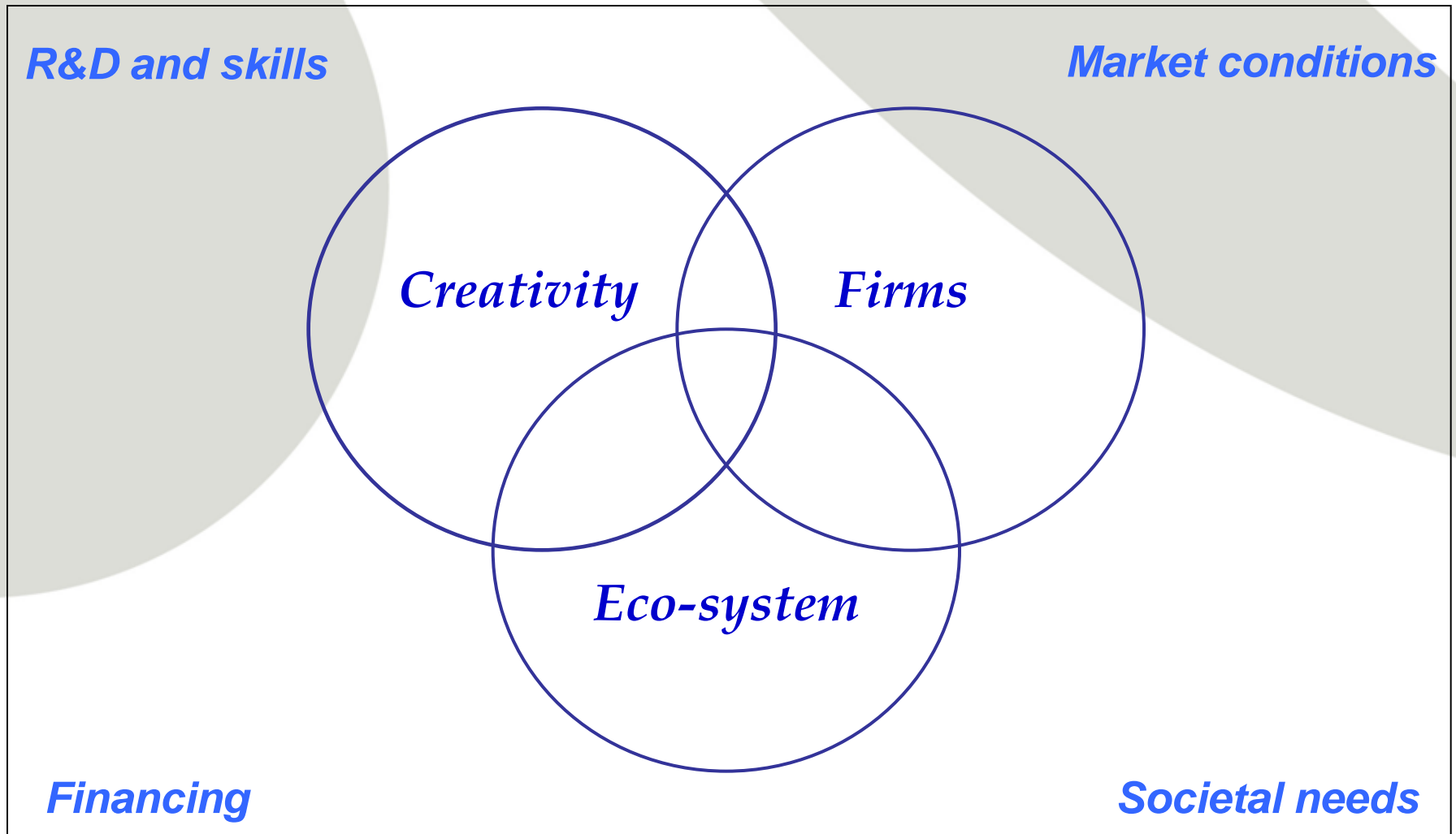
Mr. Carsten SCHIERENBECK
Support for Innovation – Unit D2
Liège, 06.11.2009

7th Congress of the European Chemical Regions

Why are clusters important?

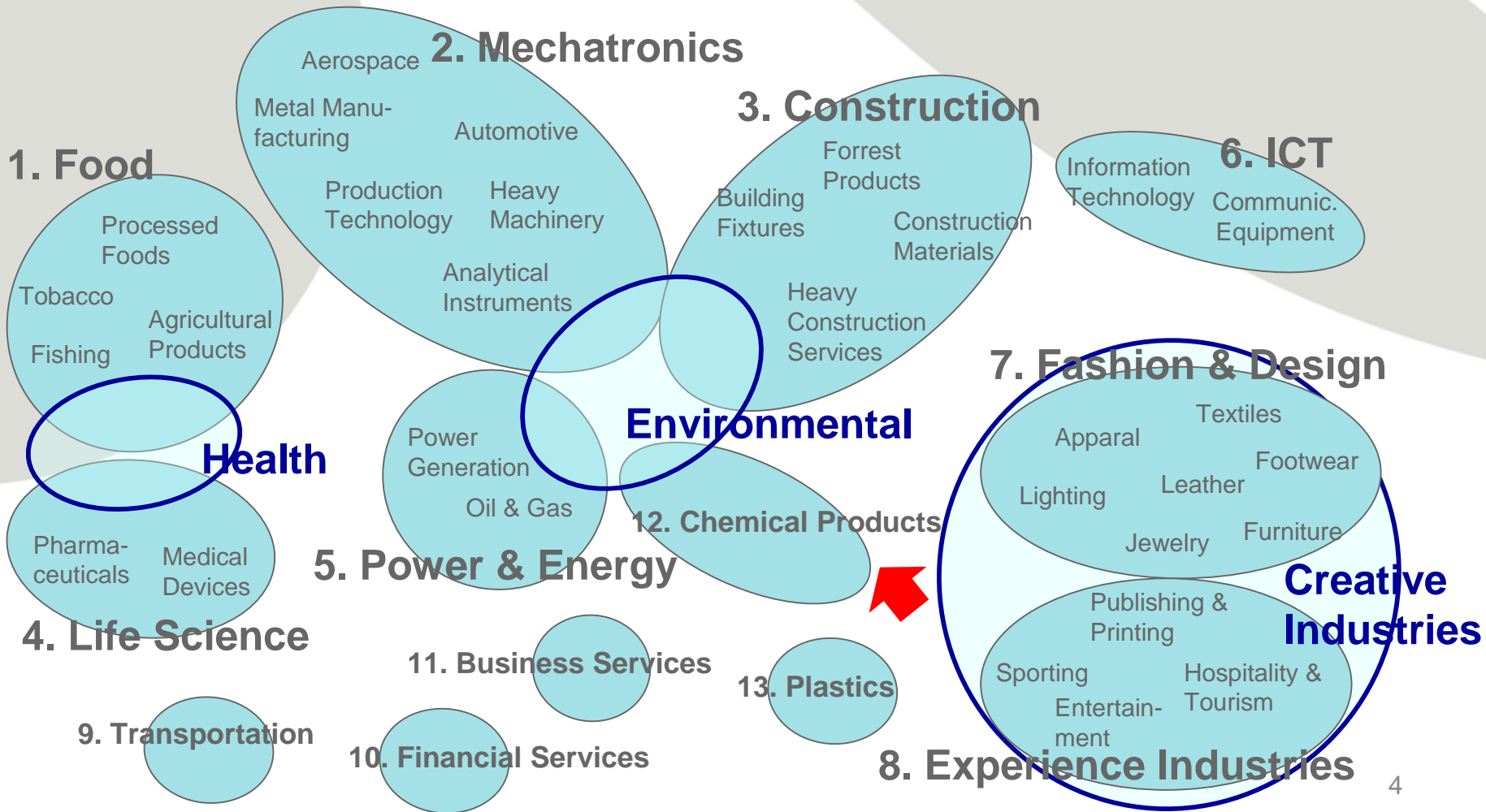
- ❖ Europe needs more innovation champions that grow fast internationally.
- ❖ Clusters are eco-systems that provide a fertile environment for innovation and excellence.
- ❖ Europe does not lack clusters but world-class clusters.
- ❖ As agglomerations of competences and firms, they are particularly suited for targeted research & innovation support.

A changing concept: A new “Triple Helix”

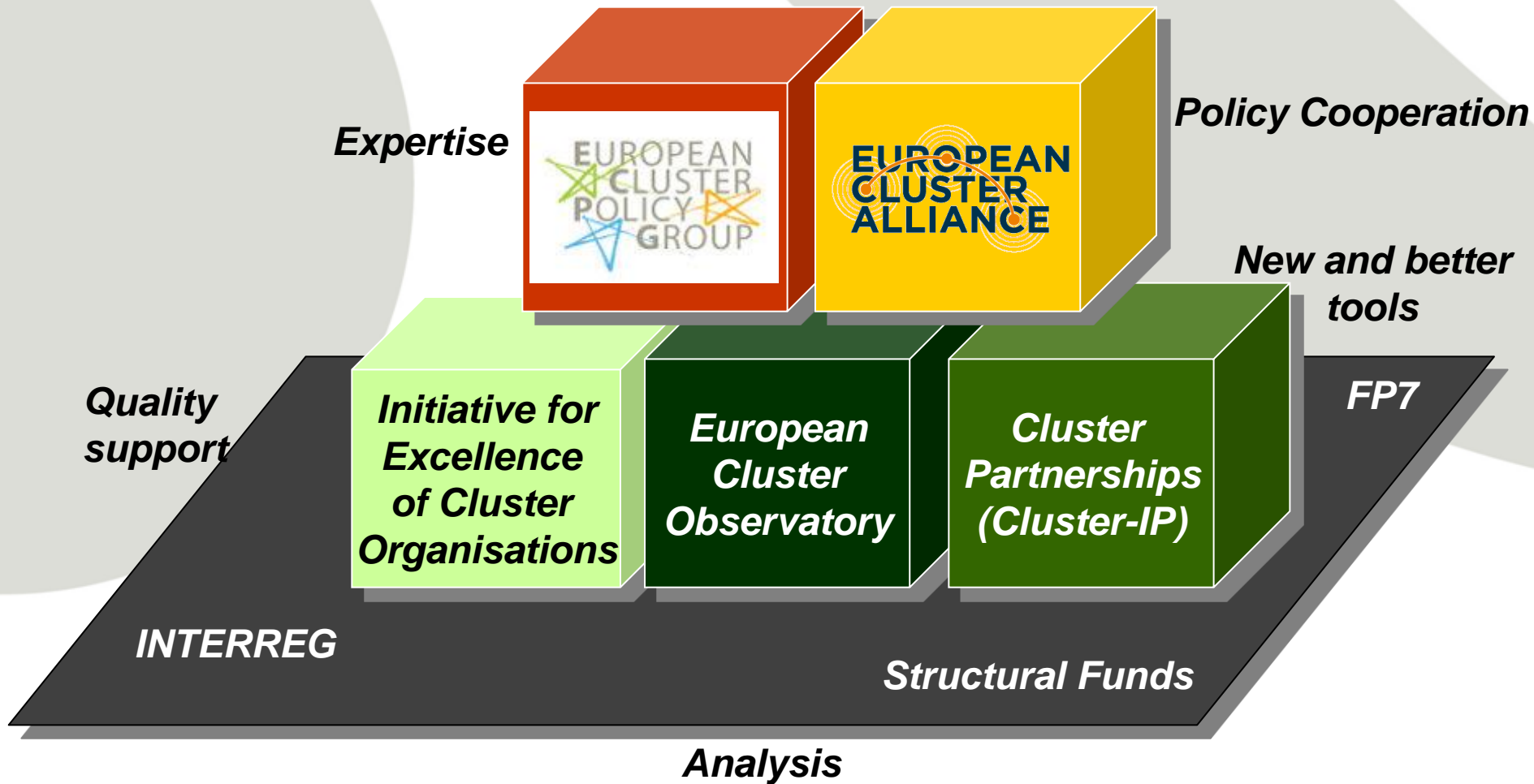


New areas of specialisation emerge from existing expertise

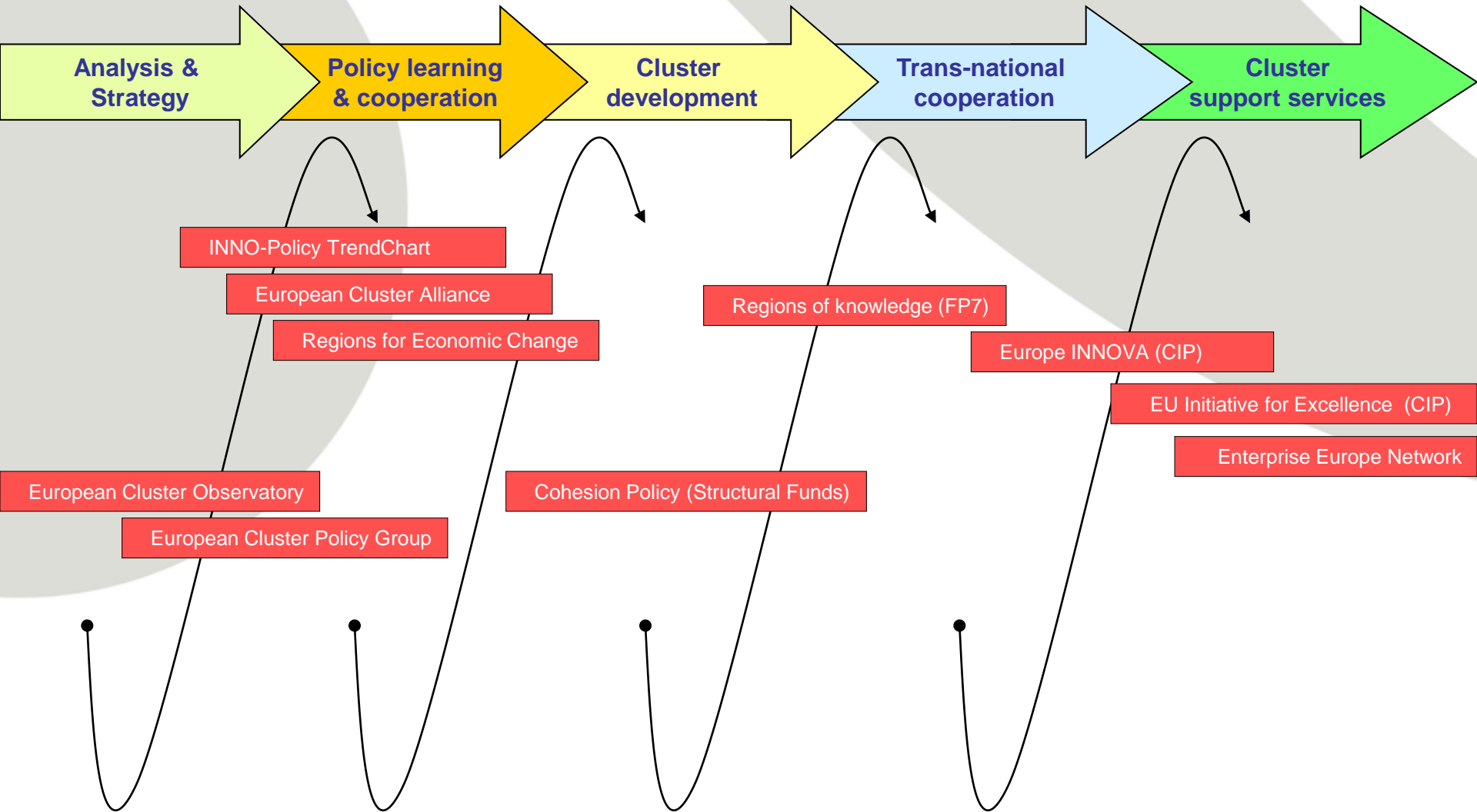
Mapping of Mega-Clusters in Denmark (by FORA)



EU-Initiatives in support of clusters



Overview of EU initiatives in support of clusters



Cluster mapping of the European Cluster Observatory

European Cluster Observatory

Cluster Mapping Database

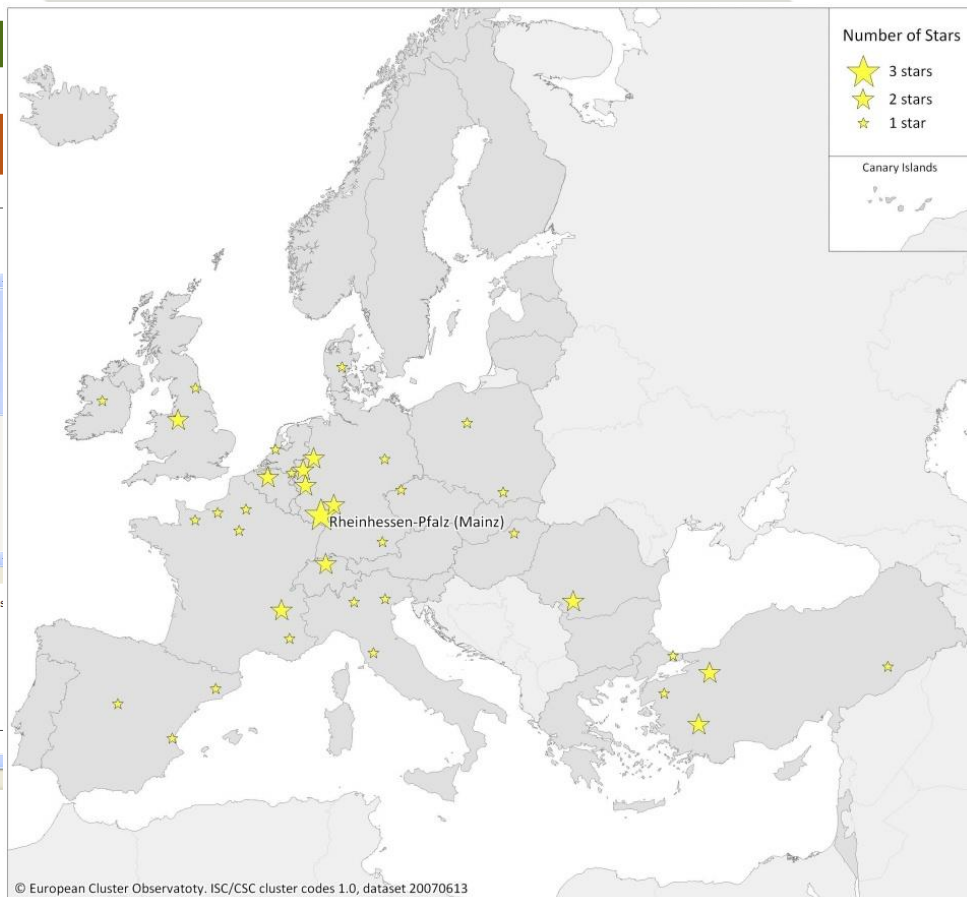
Home	Region	Cluster category	Data Type
Cluster Mapping	Europe, all	Chemical	Stars
Cluster Policies	» Select country/region	» Select cluster category	» Select Data Type

Chemical Products regional clusters in Europe
 1, 2 and 3 star regional clusters

Cluster	Employees	Size	Spec.	Focus	Stars	Innovation	Exports	Notes
Rheinhesen-Pfalz (Mainz), DE	40 075	4.16%	13.01	6.81%	***	High	Strong	
Düsseldorf, DE	25 248	2.62%	2.91	1.52%	**	Medium	Strong	
Vlaams Gewest, BE	21 937	2.28%	2.11	1.10%	**	High	Very strong	
Rhône-Alpes (Lyon), FR	20 361	2.11%	2.02	1.06%	**	High	Strong	
Darmstadt (Frankfurt am Main), DE	16 250	1.69%	2.22	1.16%	**	High	Strong	
Köln, DE	15 928	1.65%	2.28	1.19%	**	High	Strong	
Ege (Izmir), TR	10 587	1.10%	2.13	1.12%	**	N/A	Weak	b
Münster, DE	9 590	1.00%	2.62	1.37%	**	Medium	Strong	
Cheshire (Chester), UK	9 108	0.95%	3.72	1.95%	**	High	Strong	a
Sud-Vest Oltenia (Craiova), RO	8 733	0.91%	3.37	1.77%	**	N/A	Weak	a
Nordwestschweiz (Basel), CH	8 549	0.89%	2.98	1.56%	**	N/A	Very strong	
Dogu Marmara (Bursa), TR	8 219	0.85%	2.29	1.20%	**	N/A	Weak	b
Lombardia (Milan), IT	33 528	3.48%	1.57	0.82%	*	Medium	Weak	a
Cataluña (Barcelona), ES	30 645	3.18%	1.83	0.96%	*	Medium	Weak	a
Istanbul, TR	18 133	1.88%	2.00	1.05%	*	N/A	Weak	b
Zuid-Nederland (Maastricht), NL	14 946	1.55%	1.93	1.01%	*	N/A	Strong	a
West-Nederland (Amsterdam), NL	14 825	1.54%	0.88	0.46%	*	N/A	Strong	a
Veneto (Venice), IT	14 714	1.53%	1.42	0.74%	*	Medium	Weak	a

Innovation: Data is for region, regardless of cluster category. Based on 2006 European Regional Innovation Scoreboard, MERIT
Exports: Data is national export data for the cluster category, regardless of region. Based on International Cluster Competitiveness Project, ISC at HBS
Note
 a) Cluster Stars uncertain: detailed data unavailable
 b) Year of data is more than three years older than the reference year (2006)

Source: European Cluster Observatory. ISC/CSC cluster codes 1.0, dataset 20070613



Example: Chemical clusters



New challenges and cluster policy responses

- ❖ To promote user-driven innovation through clusters
- ❖ To address societal challenges through cluster partnerships
- ❖ To provide more and better information on what cluster and cluster organisations offer
- ❖ To channel research and innovation support through cluster organisations
- ❖ To develop and test new cluster support methods and tools, especially for SMEs
- ❖ To strengthen international cluster cooperation, especially in emerging industries
- ❖ To promote cluster excellence at all levels

Thank you for your attention!

**Support for Innovation Unit, Innovation Policy Directorate
European Commission, DG Enterprise and Industry**

<http://ec.europa.eu/enterprise/policies/innovation/support>
<http://ec.europa.eu/enterprise/policies/innovation/policy/clusters>

Cluster links:

**Commission Communication “Towards world-class clusters in the European Union” and explanatory Staff Working Document from 17.10.2008, at <http://ec.europa.eu/enterprise/policies/innovation/policy/clusters>
EU cluster cooperation overview <http://www.europe-innova.eu/web/guest/cluster-cooperation/overview>**

European Cluster Policy Group <http://www.proinno-europe.eu/ECPG>

European Cluster Alliance <http://www.proinno-europe.eu/ECA>

European Cluster Observatory <http://www.clusterobservatory.eu>

Cluster partnerships of the European Innovation Platform for Cluster <http://www.europe-innova.org>

European Initiative for the Excellence of Cluster Organisations <http://www.proinno-europe.eu> (to follow)

European Territorial Cooperation (INTERREG) http://ec.europa.eu/regional_policy/cooperation/index_en.htm

Regions of Knowledge (FP7 research-driven cluster) http://cordis.europa.eu/fp7/capacities/regions-knowledge_en.html

Other innovation links

Commission Communication “Reviewing Community innovation policy in a changing world” of 02.09.2009 and related Staff Working Documents at <http://ec.europa.eu/enterprise/policies/innovation/documents>

Public consultation on the Future EU Innovation Policy page (18 September – 16 November 2009) at <http://ec.europa.eu/enterprise/policies/innovation/policy/future-policy/>

Commission Communication “Preparing for our future: Developing a common strategy for key enabling technologies in the EU” at <http://ec.europa.eu/enterprise/sectors/ict/competitiveness>