

The image features the European Union flag, which consists of a blue field with twelve five-pointed gold stars arranged in a circle. A human hand is superimposed on the flag, with the index finger pointing towards the center. The hand is rendered in a semi-transparent, blue-tinted style that blends with the flag's background. The text "Europe: wake up!" is centered over the hand and flag in a white, sans-serif font.


Europe: wake up!

Efficiency through collaboration



Bert Kersten

Deputy responsible for Accessible and Sustainable Limburg



provincie limburg




Coalition 2007-2011


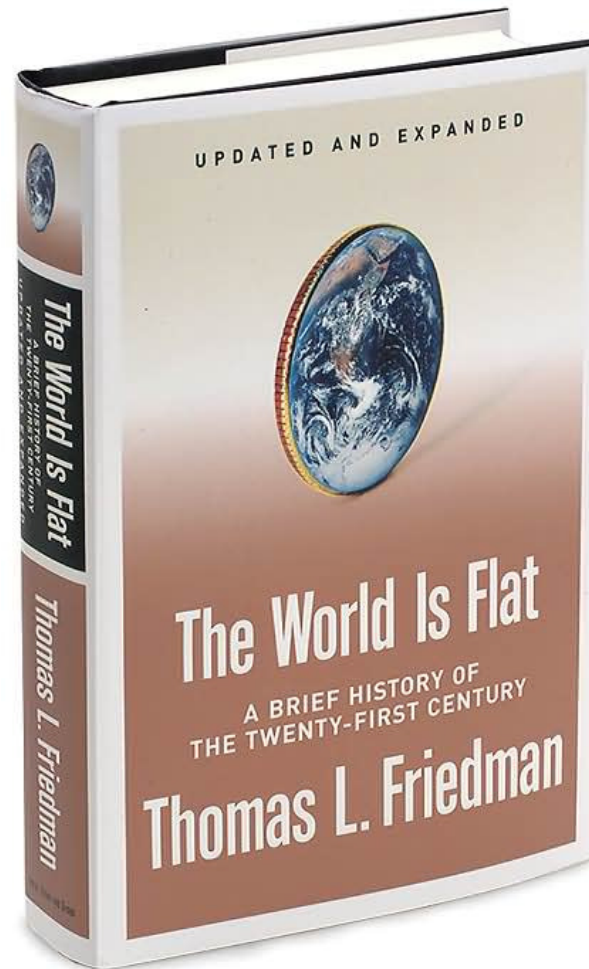
Coalition government, christian democrats and labour

Policy program subdivided in 5 programs.

Bert Kersten: responsible for *Accessible and Sustainable Limburg*



Where the minerals are



WHERE THE MINERALS ARE



CANADA

Indium	35%
Lead	6%
Nickel	10%
Silver	6%
Uranium	10%
Zinc	7%

US

Copper	7%
Hafnium	9%
Indium	30%
Lead	14%
Phosphorus	7%
Silver	14%
Zinc	29%
Uranium	33%

CUBA

Nickel	16%
--------	-----

MEXICO

Silver	7%
Zinc	5%

JAMAICA

Aluminum	6%
----------	----

MOROCCO & WESTERN SAHARA

Phosphorus	42%
------------	-----

POLAND

Copper	5%
Silver	25%

RUSSIA

Indium	5%
Nickel	4%
Platinum/Rhodium	8%
Antimony (recoverable)	10%

KAZAKHSTAN

Chromium	60%
Lead	5%
Uranium	16%
Zinc	8%

CHINA

Aluminum	7%
Antimony	62%
Copper	7%
Gold	5%
Indium	22%
Lead	25%
Nickel	5%
Phosphorus	26%
Silver	21%
Tin	31%
Zinc	20%

NIGER

Uranium	6%
---------	----

GUINEA

Aluminum	27%
----------	-----

INDIA

Chromium	7%
----------	----

MALAYSIA

Tin	11%
-----	-----

INDONESIA

Nickel	9%
Tin	4%

PERU

Copper	6%
Gold	2%
Silver	2%
Tin	9%

BRAZIL

Aluminum	8%
Hafnium	8%
Nickel	6%
Tantalum	48%
Tin	22%
Uranium	5%

NAMIBIA

Uranium	6%
---------	----

SOUTH AFRICA

Antimony	5%
Chromium	35%
Gold	49%
Hafnium	25%
Nickel	8%
Phosphorus	5%
Platinum/Rhodium	83%
Uranium	8%

NEW CALEDONIA

Nickel	9%
--------	----

CHILE

Copper	38%
--------	-----

BOLIVIA

Antimony	3%
Tin	8%

AUSTRALIA

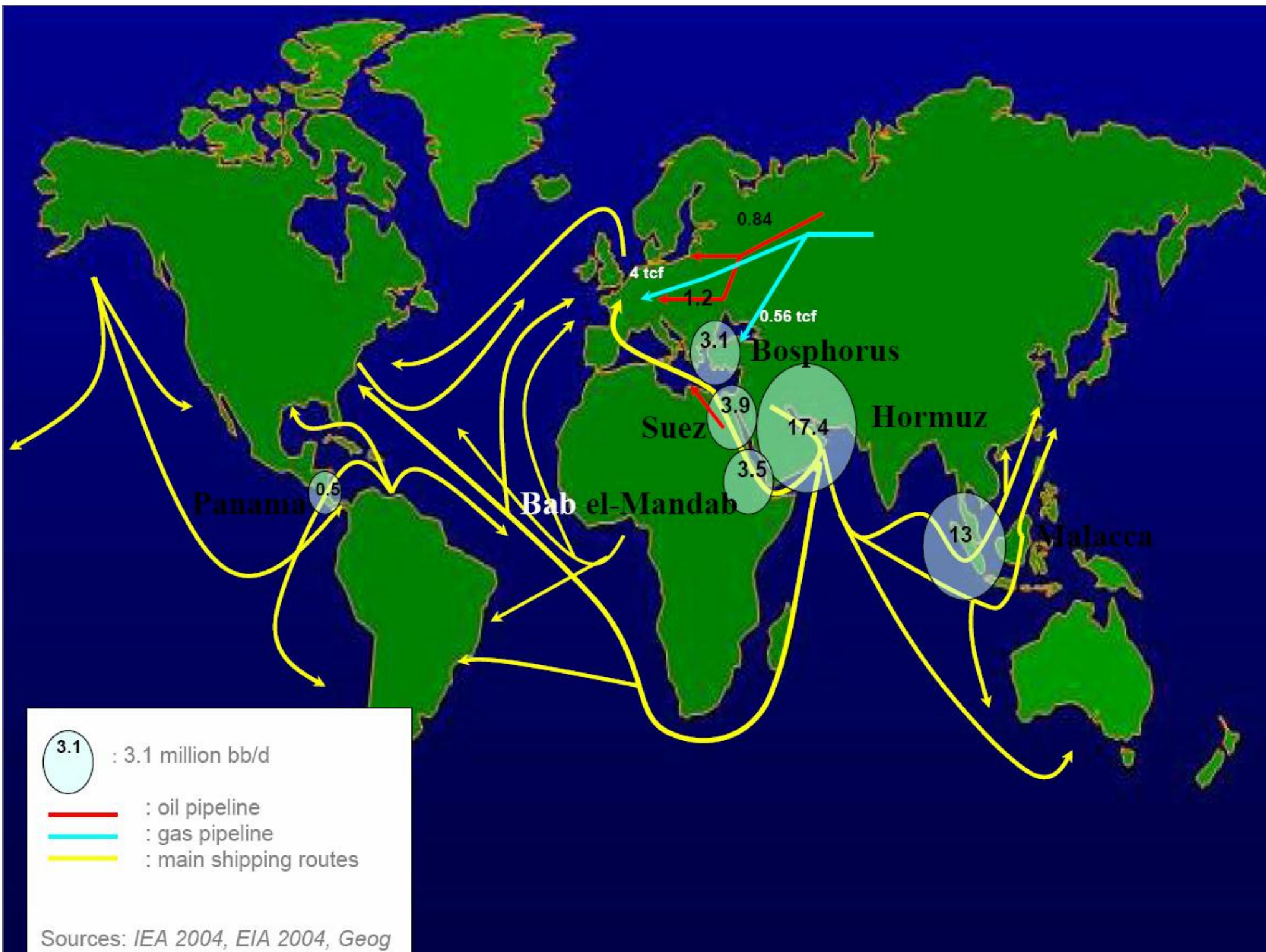
Aluminum	24%
Copper	5%
Gold	7%
Hafnium	53%
Lead	19%
Nickel	19%
Silver	7%
Tantalum	52%
Uranium	23%
Zinc	17%

WORLD TOTALS

Aluminum	32,350 (million tonnes)
Antimony	3.86 (million tonnes)
Chromium	779 (million tonnes)
Copper	937 (million tonnes)
Gold	89,700 (tonnes)
Hafnium	1124 (tonnes)
Indium	6000 (tonnes)
Lead	144 (million tonnes)
Nickel	143 (million tonnes)
Phosphorus	49,750 (million tonnes)
Platinum/Rhodium	79,840 (tonnes)
Silver	569,000 (tonnes)
Tantalum	153,000 (tonnes)
Tin	11.2 (million tonnes)
Uranium	3.3 (million tonnes)
Zinc	460 (million tonnes)



Figures refer to proportion of world reserves available for extraction given current technology, whether economic or not. Reserves below 5% not shown.



(3.1) : 3.1 million bb/d
 — : oil pipeline
 — : gas pipeline
 — : main shipping routes

Sources: IEA 2004, EIA 2004, Geog

Trouw
CWS/INYS




**TOM
TROUW**
Amsterdam
NETHERLANDS

Why sustainability?

Europe can excel in sustainability!



- § There's no "industry politics" (in German: Industriepolitik) in the Netherlands.
- § The Netherlands underestimate the speed in which the world changes wake up call!!
- § The Netherlands are heavily dependent on the import of commodities and it's getting worse when the stock of natural gas depletes.
- § Triple Helix (the collaboration between entrepreneurs, science and politics) must be established more quickly.



What we need is brains, brains, brains


Limburg is in the right position:

- § Sciencecenters: RWTH Aachen, University of Maastricht, Hasselt, Leuven and Liège, TU Eindhoven, Hogeschool Zuyd.
- § Researchcenters: Fest/ECN, DSM, Océ, Fraunhofer Institute, Brainport.
- § Companies: DSM, Solland Solar, van Houtum Paper, MOSA etc.





How does Limburg support this?

- § Policy framework on sustainable development / Cradle to Cradle (C2C) and Energyprogram.
- § Round table conferences with companies in Limburg.
- § Interreg IV C project C2C Network (Leadpartner) Partners in 10 European countries.
- § Exchange of knowledge and support of innovation on sustainability in Europe.
- § Front runners!



Challenges

- § Bringing companies together.
- § Utilize the potential in the Euregion crossborder cooperation.
- § Stimulate innovation.




Efficiency through collaboration

Talking doesn't help; acting does!

Thank you for your attention.

hm.kersten@prvlimburg.nl



provincie limburg

